



ಬೃಹತ್ ಬೆಂಗಳೂರು ಮಹಾನಗರ ಪಾಲಿಕೆ  
Bruhat Bengaluru Mahanagara Palike



# BBMP COVID-19 WAR ROOM 23.12.2021



# ABSTRACT OF COVID-19 CASES IN BENGALURU


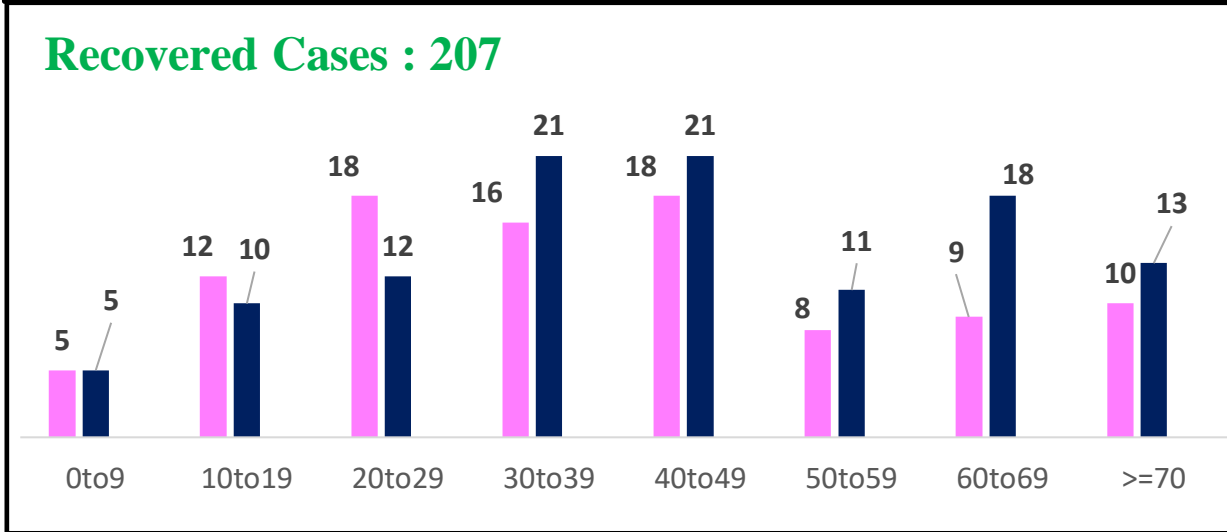
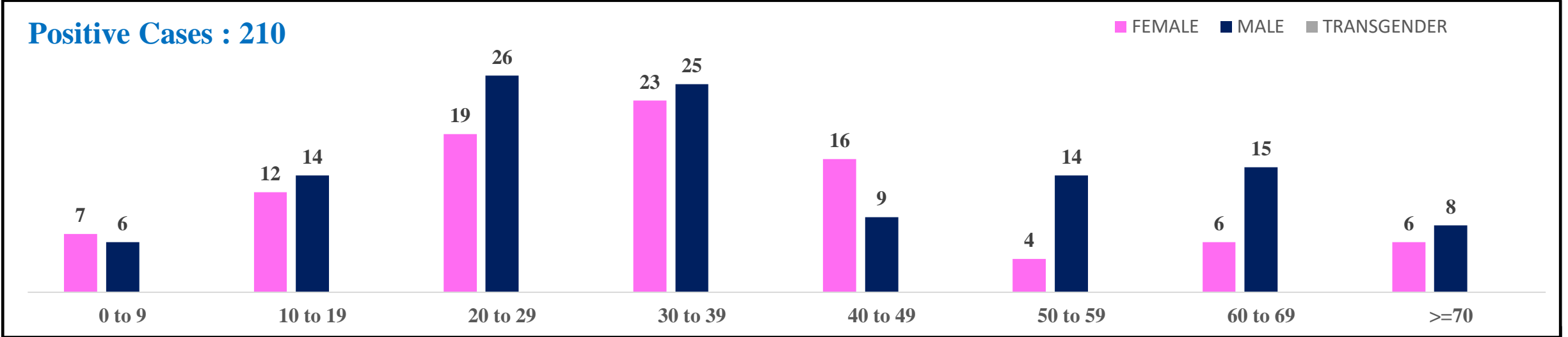


	MALE	FEMALE	TRANSGENDER	MALE	FEMALE	TRANSGENDER	TOTAL	
	Last 24 Hours	Last 24 Hours	Last 24 Hours	Cumulative	Cumulative	Cumulative	Last 24 Hours	Cumulative
<b>Positive Cases</b>	117	93	0	7,52,684	5,08,063	155	<b>210</b>	<b>12,60,902</b>
<b>Recovered Cases</b>	111	96	0	7,39,742	4,98,889	149	<b>207</b>	<b>12,38,780</b>
<b>Death Cases</b>	1	0	0	10,364	6,012	4	<b>1*</b>	<b>16,380</b>
<b>Total Tests Done</b>	<b>In Last 24 hrs : 47,211</b>			<b>Cumulative : 2,35,75,808</b>				
<b>ACTIVE CASES</b>				<b>5,742</b>				

\*Covid deaths occurred today : 00 | Covid deaths occurred beyond last 24 hrs., reported today : 01



# LAST 24 HOURS AGE GROUP AND GENDER WISE DISTRIBUTION





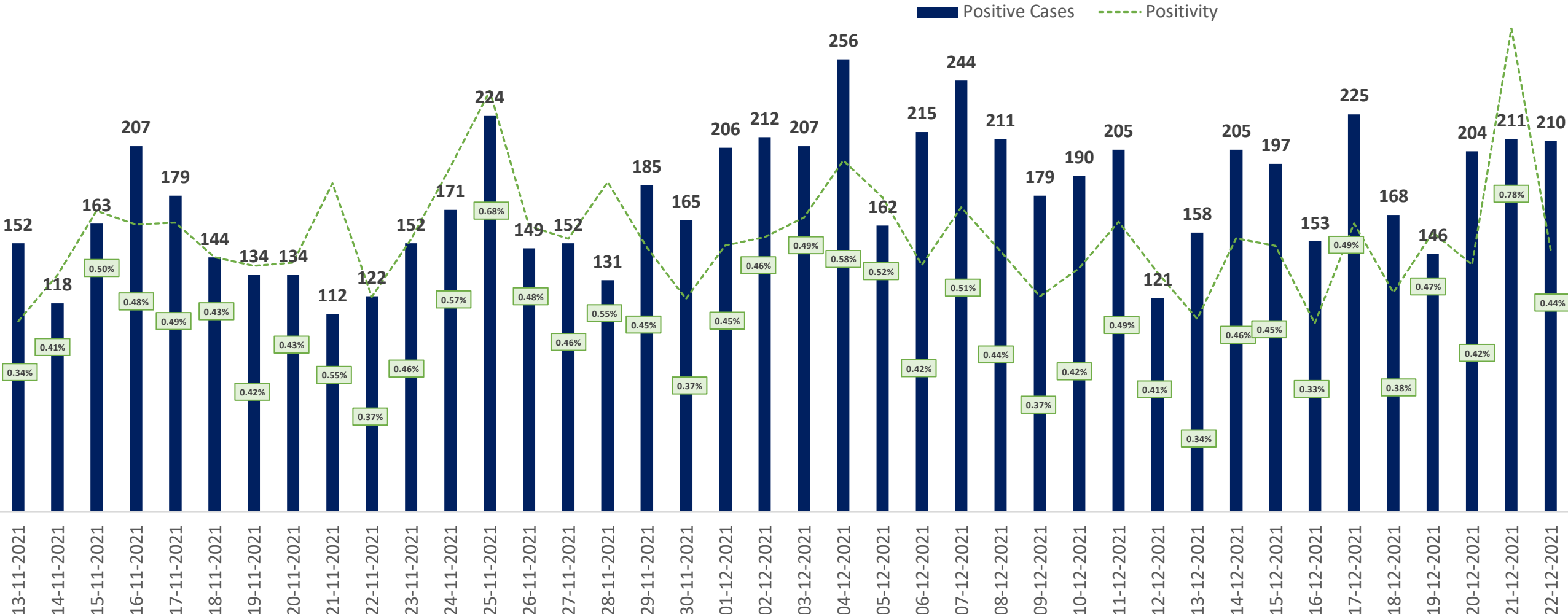
# SNAPSHOT OF BENGALURU COVID-19 CASES IN LAST 8 WEEKS



	28-10-2021 To 03-10-2021	04-11-2021 To 10-11-2021	11-11-2021 To 17-11-2021	18-11-2021 To 24-11-2021	25-11-2021 To 01-12-2021	02-12-2021 To 08-12-2021	09-12-2021 To 15-12-2021	16-12-2021 To 22-12-2021
<b>Total Positive Cases</b>	1,024	1,108	1,120	969	1,212	1,507	1,255	1,317
<b>Total Recovered Cases</b>	1,111	913	1,619	1,871	1,315	1,004	1,118	1,200
<b>Total Death Cases</b>	20	14	12	8	14	18	16	5
<b>Case Fatality Rate</b>	1.95%	1.26%	1.07%	0.83%	1.16%	1.19%	1.27%	0.38%
<b>Total Tests Conducted</b>	2,90,116	2,81,627	2,68,542	2,12,459	2,51,709	3,08,999	2,99,017	2,89,685
<b>Positivity Rate</b>	0.35%	0.39%	0.42%	0.46%	0.48%	0.49%	0.42%	0.45%

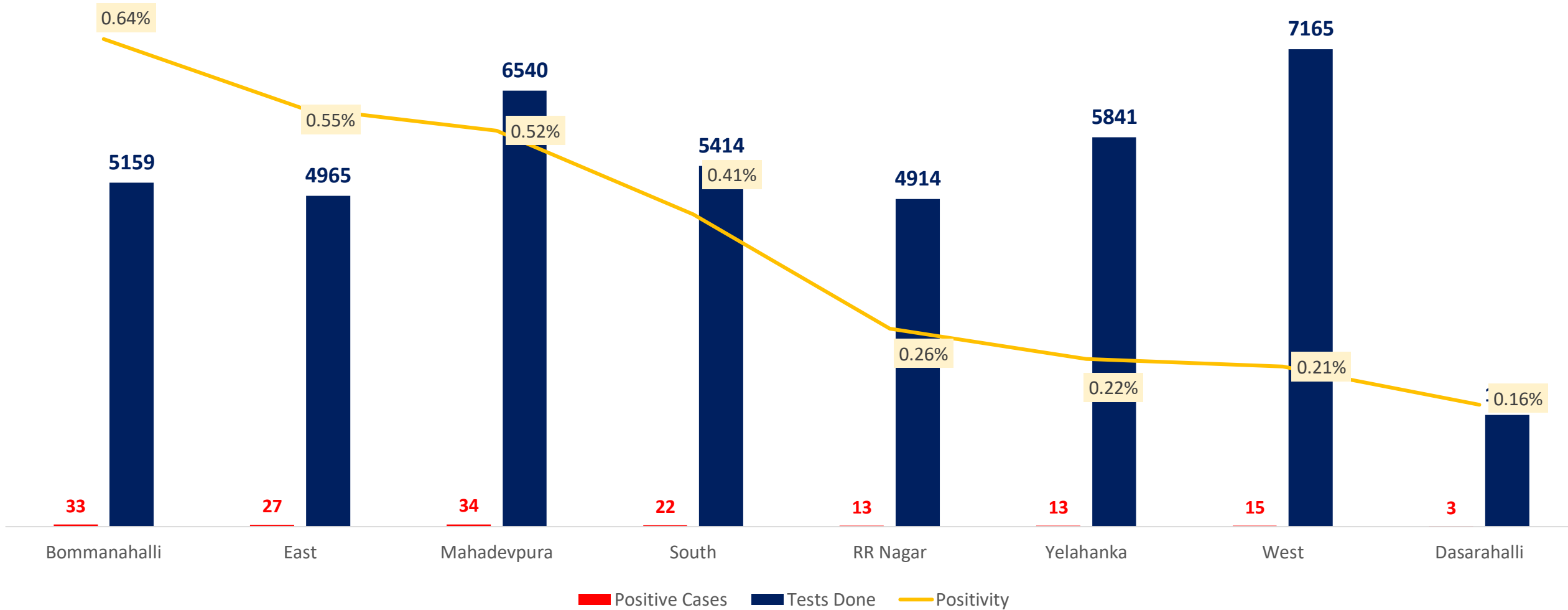


# POSITIVITY RATE OF BENGALURU – LAST 40 DAYS



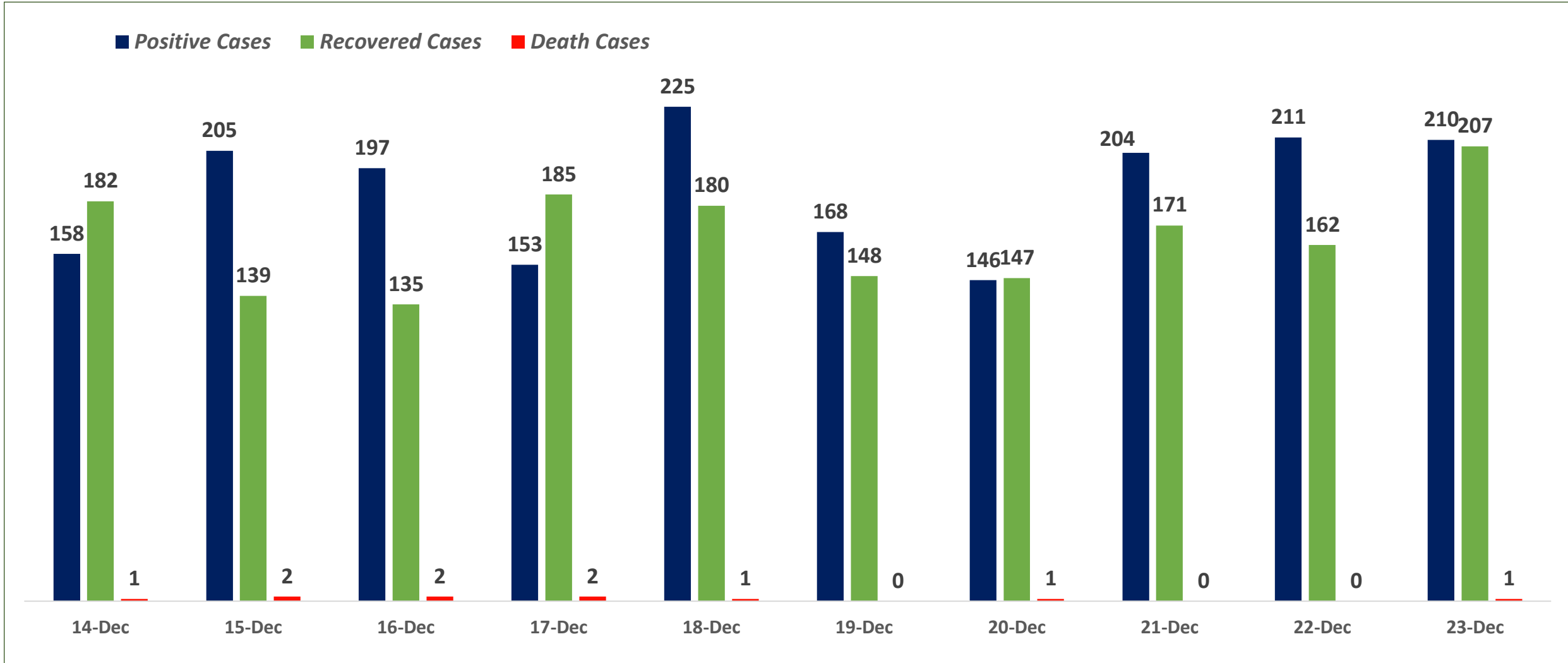


# ZONE WISE AVERAGE POSITIVITY TREND FOR LAST WEEK





# SNAPSHOT OF POSITIVE, RECOVERED AND DEATH CASES OVER LAST 10 DAYS ACROSS BBMP ZONES

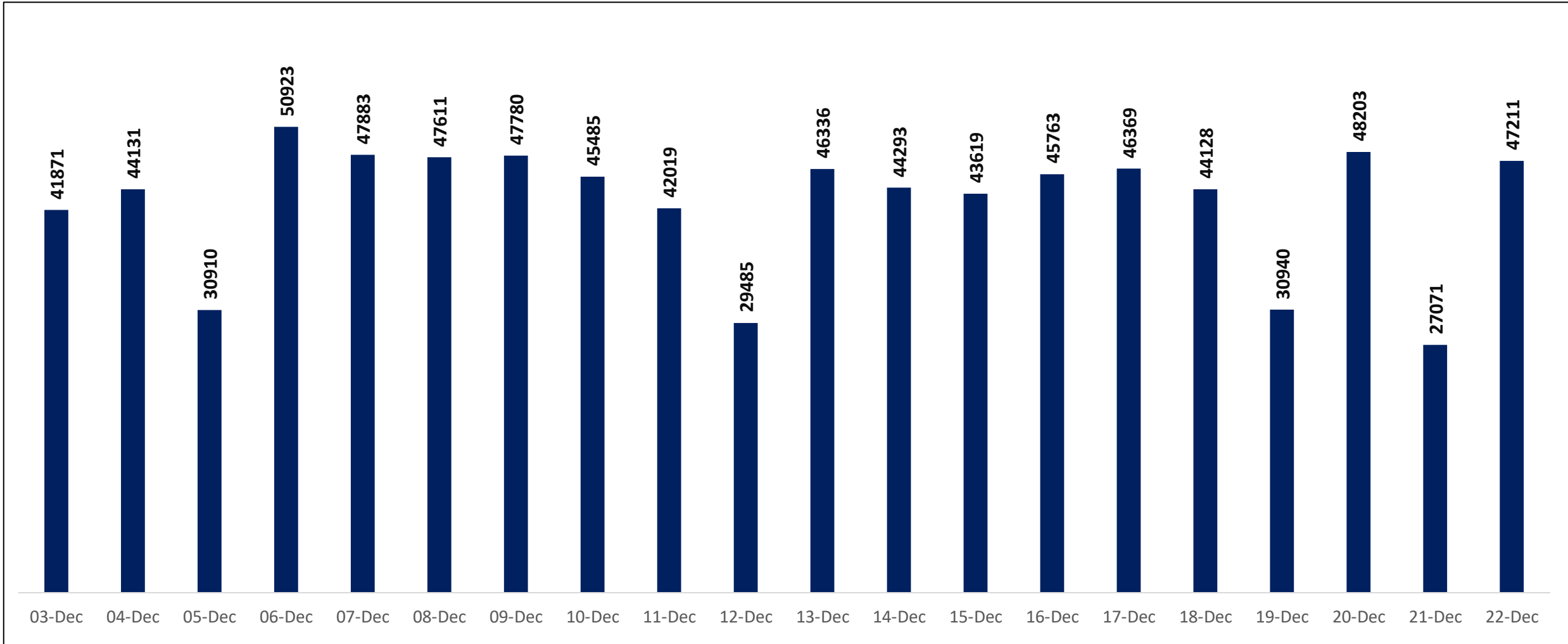




# TESTING TRENDS IN BENGALURU



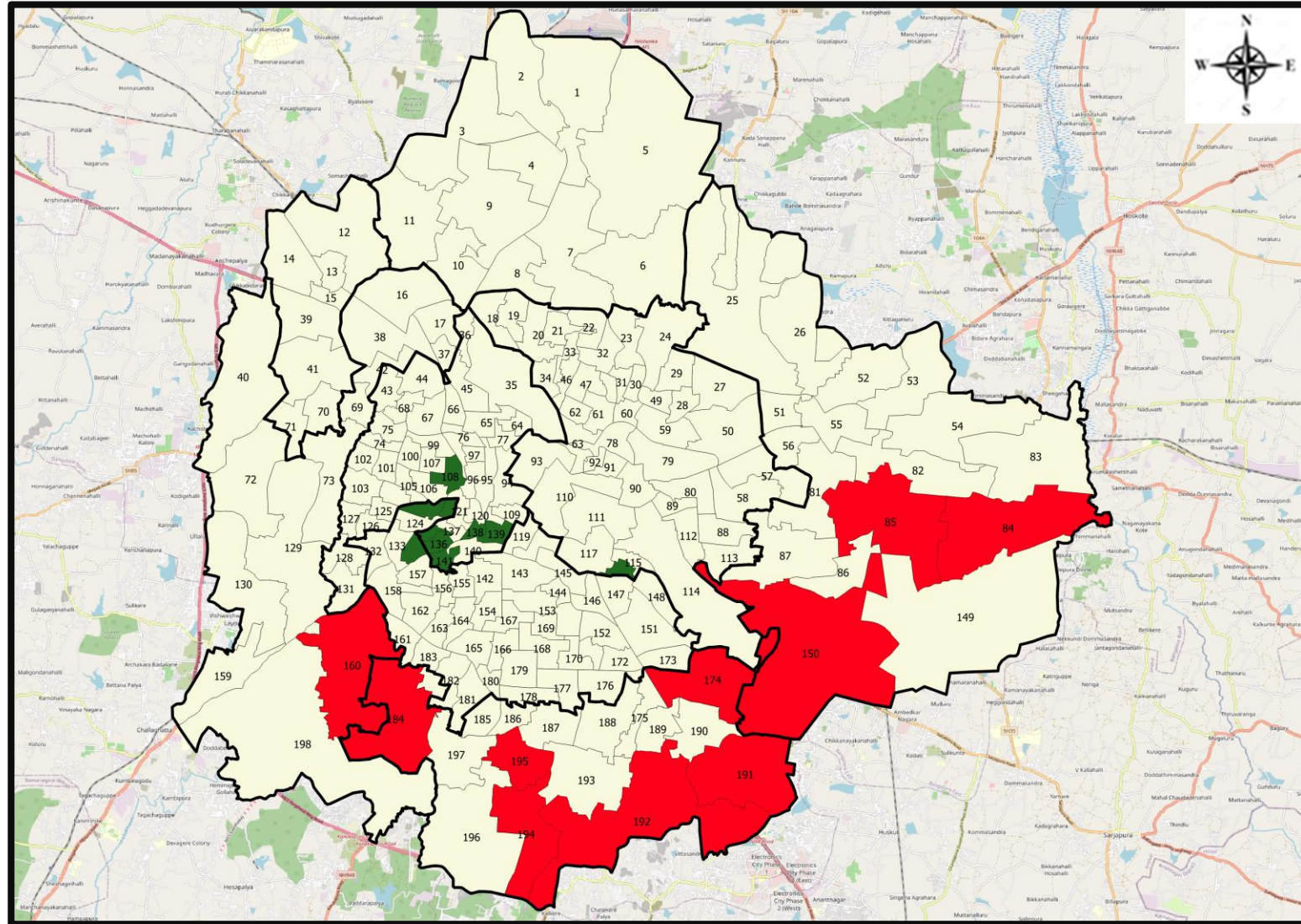
Total Test Conducted Till Date	Test Conducted Last 24 hours
2,35,75,808	47,211







# BENGALURU URBAN MAP SHOWING TREND OF POSITIVE CASES IN LAST 10 DAYS



### Top 10 wards reporting highest number of positive cases in last 10 days

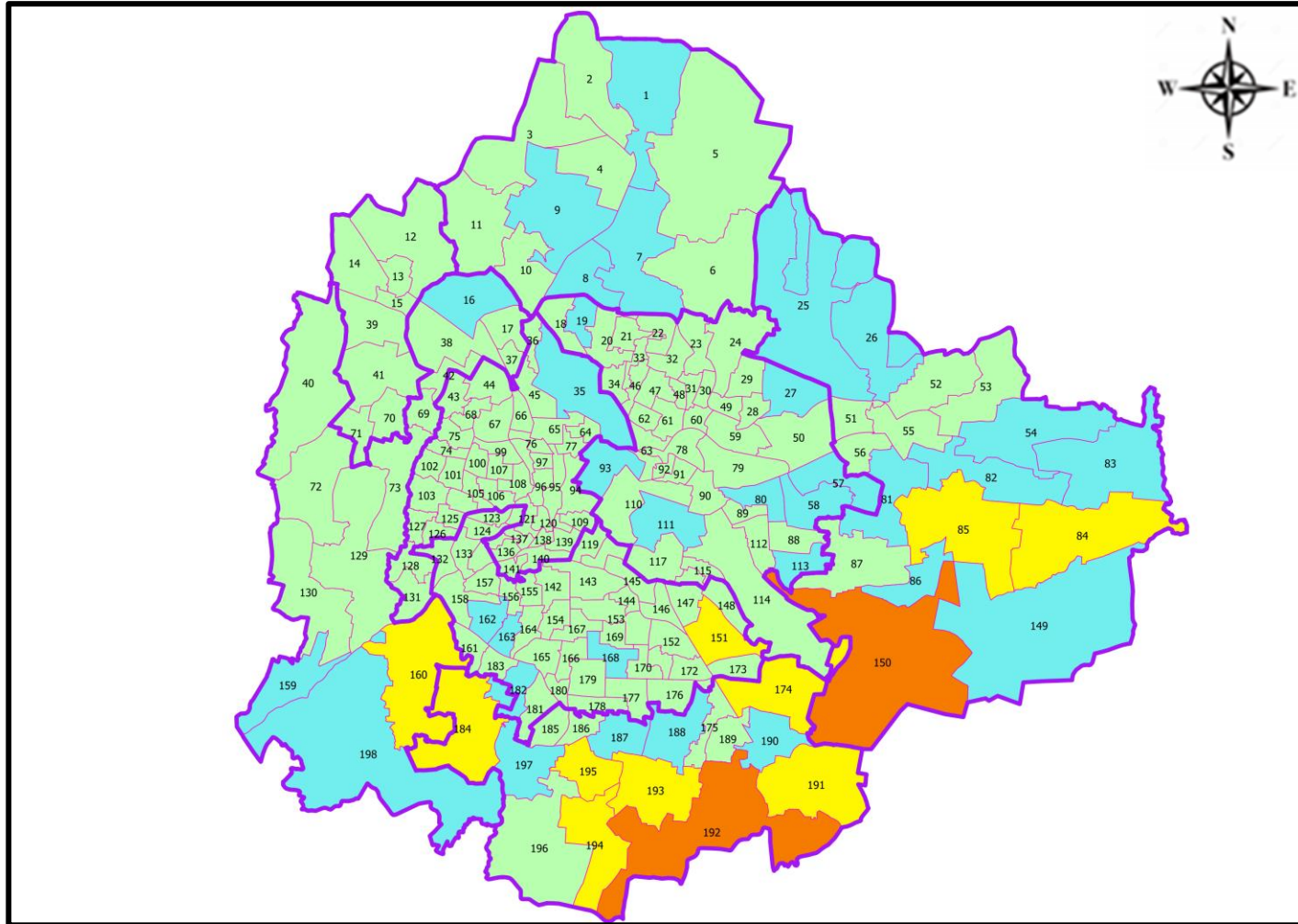
Ward No.	Ward Name	Daily Cases Average
150	Bellanduru	8
192	Begur	5
85	Dodda Nekkundi	5
194	Gottigere	4
191	Singasandra	4
160	Rajarajeshwari Nagar	4
84	Hagadur	3
184	Uttarahalli	3
174	HSR Layout	3
195	Konanakunte	3







### Top 10 wards reporting least number of positive cases in last 10 days

Ward No.	Ward Name	Daily Cases Average
141	Azad Nagar	0
139	K R Market	0
138	Chalavadipalya	0
136	Jagajivanram Nagar	0
135	Padarayanapura	0
134	Bapuji Nagar	0
123	Vijayanagara	0
122	Kempapura Agrahara	0
116	Nilasandra	0
108	Srirammandir	0



# BENGALURU MAP SHOWING INTENSITY OF POSITIVE CASES IN LAST 10 DAYS



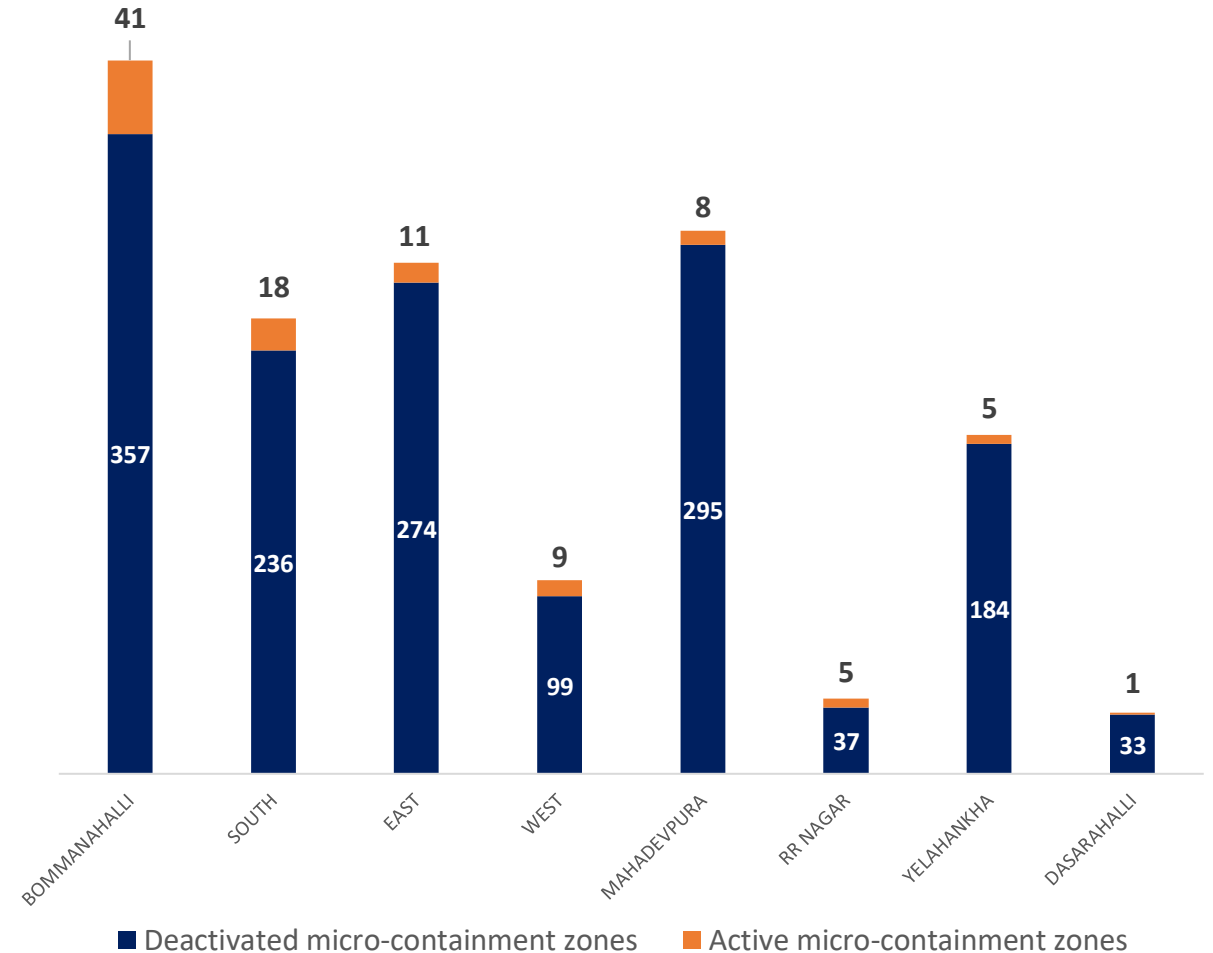
-  **Level 1 : 0 to 10 Cases**
-  **Level 2 : 10 to 25 Cases**
-  **Level 3 : 25 to 50 Cases**
-  **Level 4 : 50 to 100 Cases**
-  **Level 5 : Above 100 Cases**
-  **Zone Boundaries**



# CONTAINMENT ZONE DETAILS



ZONE	TOTAL DECLARED	TOTAL DEACTIVATED	TOTAL ACTIVE
BOMMANAHALLI	398	357	41
SOUTH	254	236	18
EAST	285	274	11
WEST	108	99	9
MAHADEVPURA	303	295	8
RR NAGAR	42	37	5
YELAHANKHA	189	184	5
DASARAHALLI	34	33	1
<b>TOTAL</b>	<b>1613</b>	<b>1515</b>	<b>98</b>





# COVID BED STATUS AS ON 23.12.2021

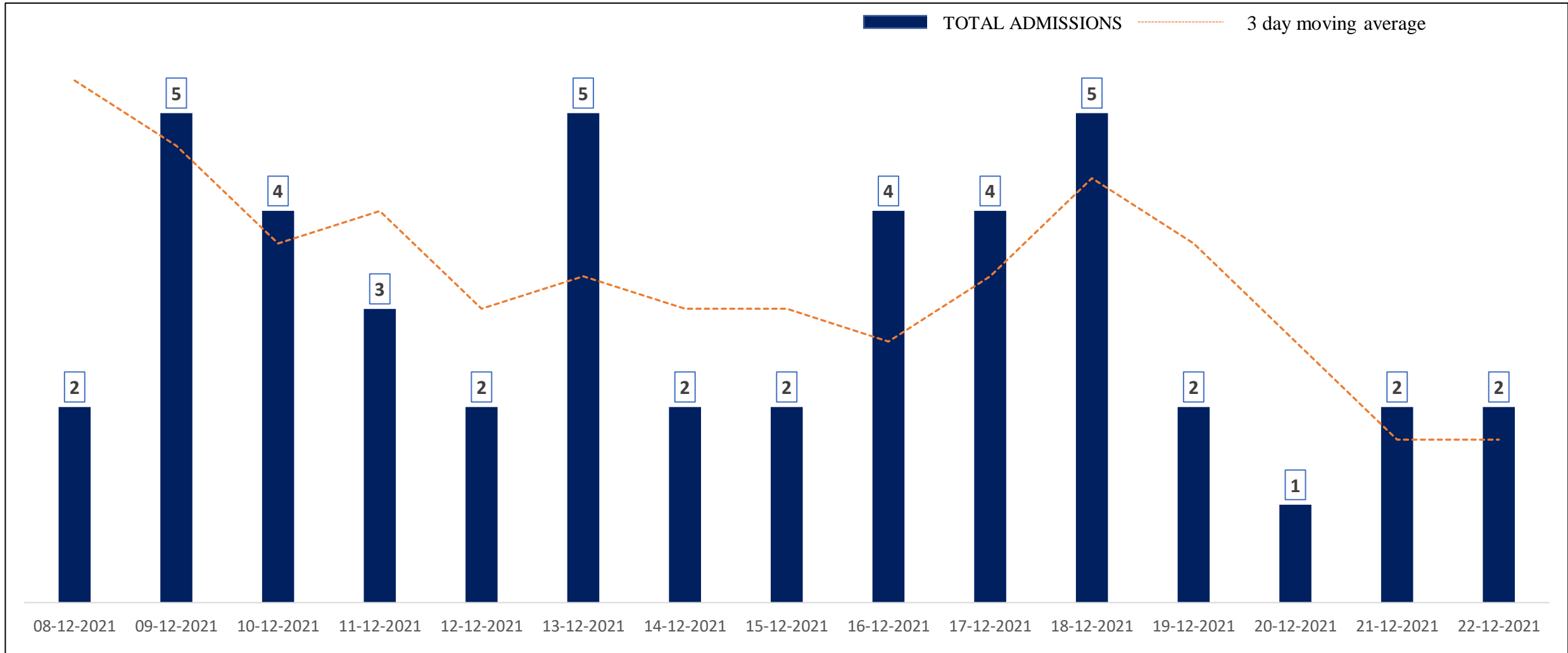


SR. NO.	Facility Type	No. of Hospital	Total Allocated Beds for C+ Patients					Occupied Beds for C+ Patients					Net Available Beds for C+ Patients				
			Gen Beds	HDU	ICU Beds	ICU-V	Total	Gen Beds	HDU	ICU Beds	ICU-V	Total	Gen Beds	HDU	ICU Beds	ICU-V	Total
1	Government Medical Colleges	4	20	621	53	76	770	0	11	2	0	13	20	610	51	76	757
2	Government Hospitals	16	664	210	65	127	1,066	3	4	2	2	11	661	206	63	125	1,055
3	Covid Care Centres	2	90					0					90				
<b>Total Beds</b>		<b>22</b>	<b>774</b>	<b>831</b>	<b>118</b>	<b>203</b>	<b>1,926</b>	<b>3</b>	<b>15</b>	<b>4</b>	<b>2</b>	<b>24</b>	<b>771</b>	<b>816</b>	<b>114</b>	<b>201</b>	<b>1,902</b>

\* Status as on 23.12.2021 – 5:30 PM



# HOSPITAL & CCC ADMISSIONS LAST 15 DAYS TREND



\* Only Government Quota Admissions through CHBMS considered

\* Only Fresh Admissions considered

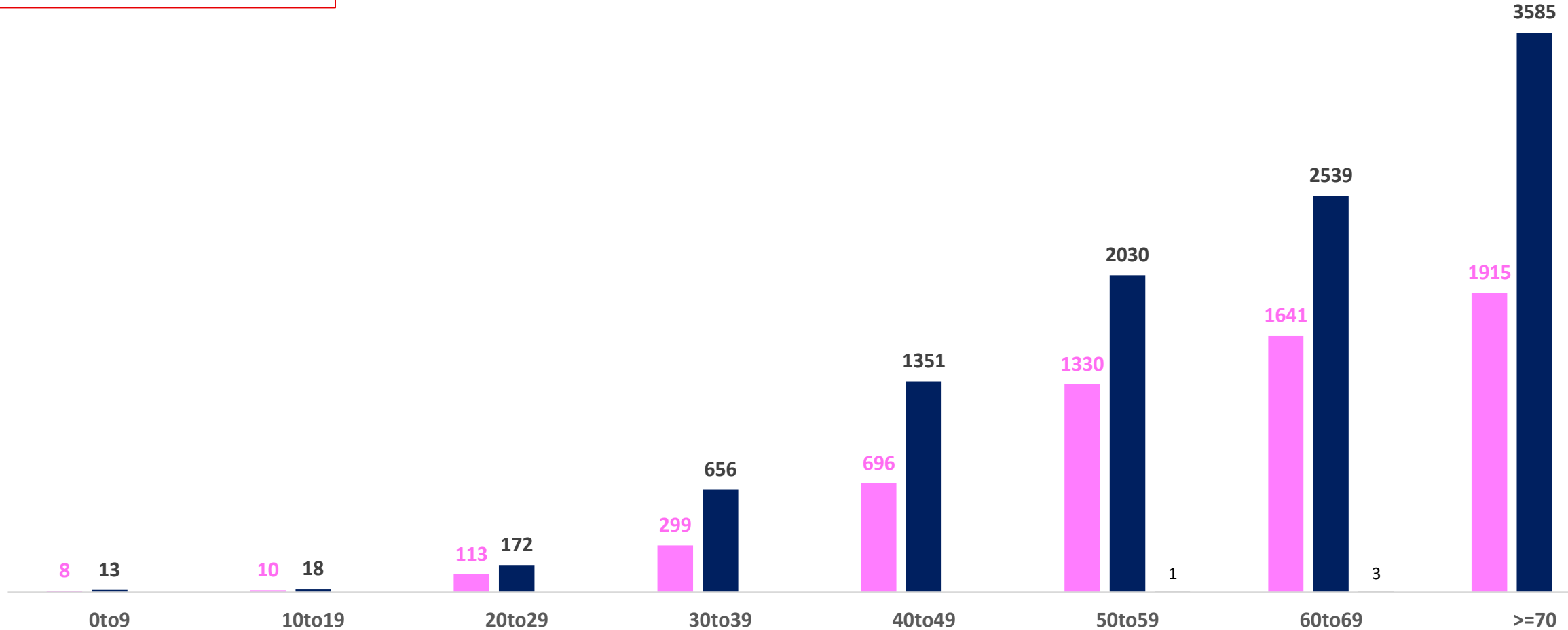


# AGE AND GENDER WISE DISTRIBUTION OF DEATH CASES



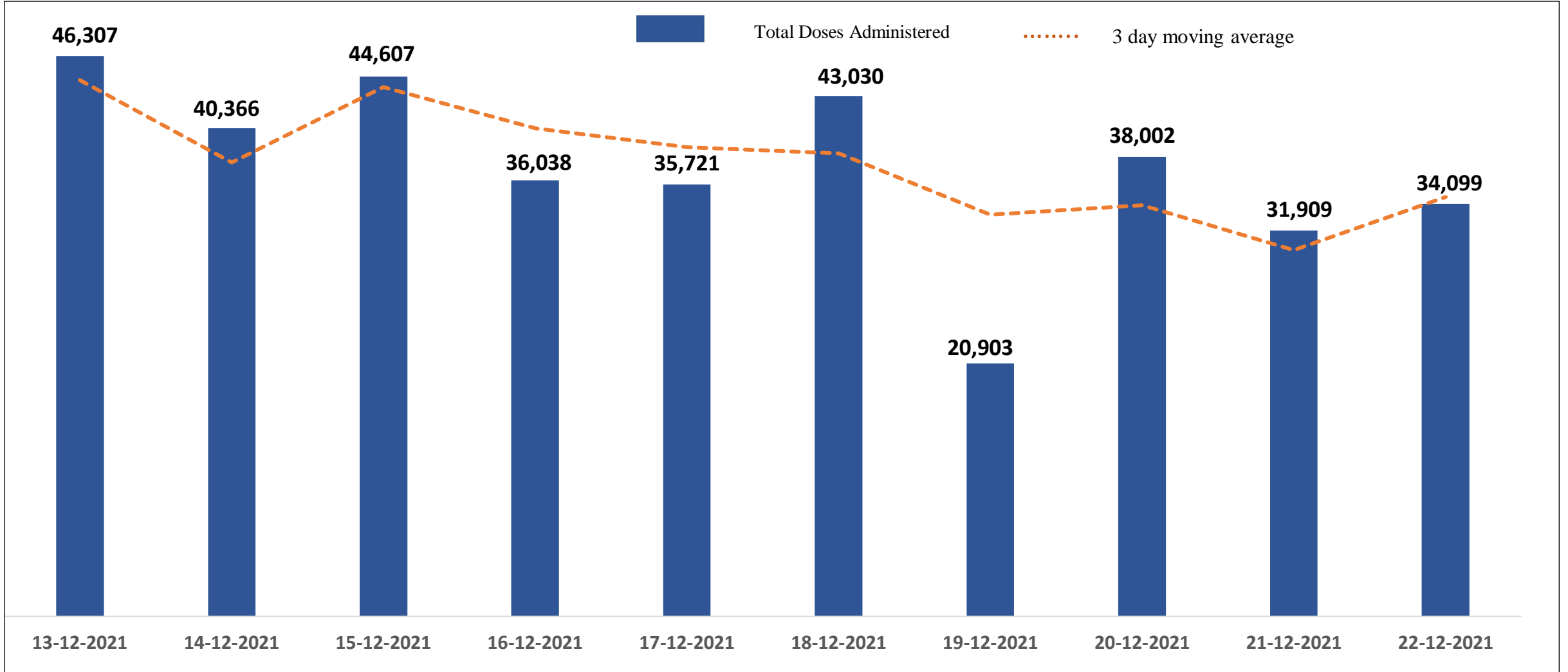
**Death Cases: 16,380**

Female Male Transgender





# TOTAL VACCINE DOSES ADMINISTERED IN LAST 10 DAYS

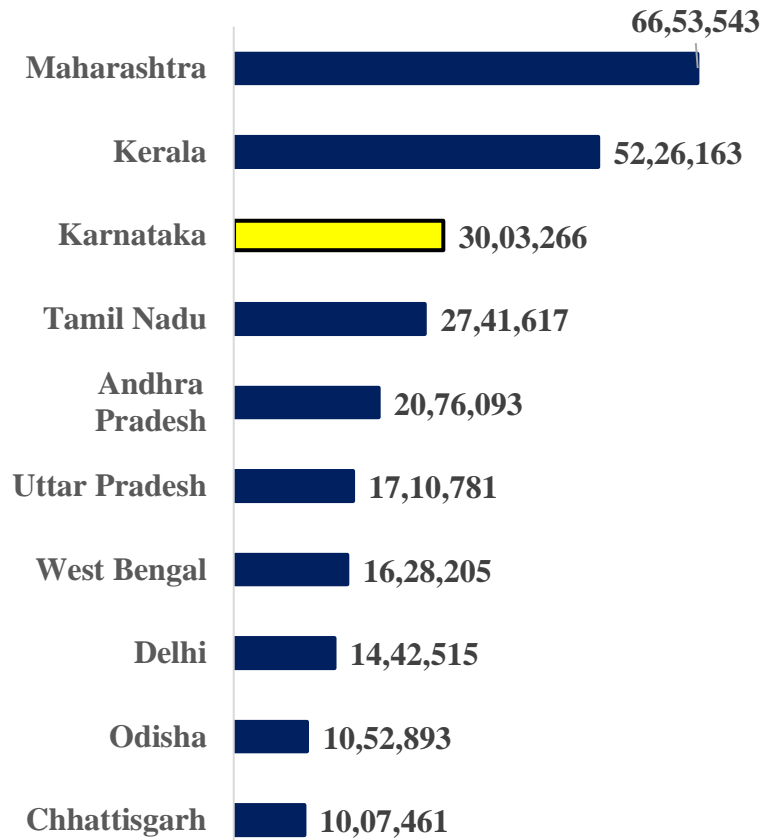




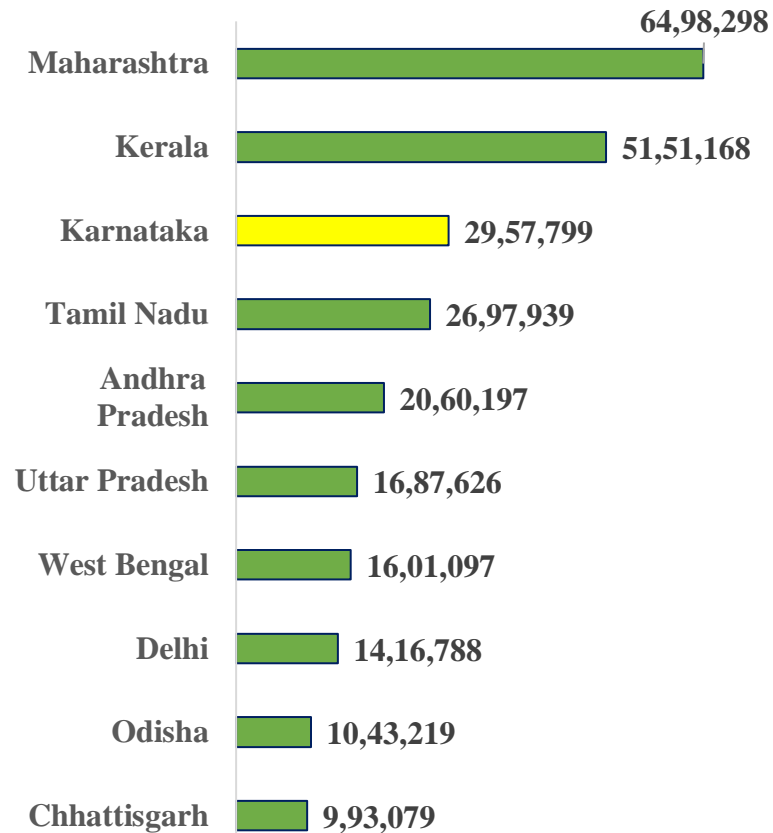
# TOP 10 COVID19 AFFECTED INDIAN STATES



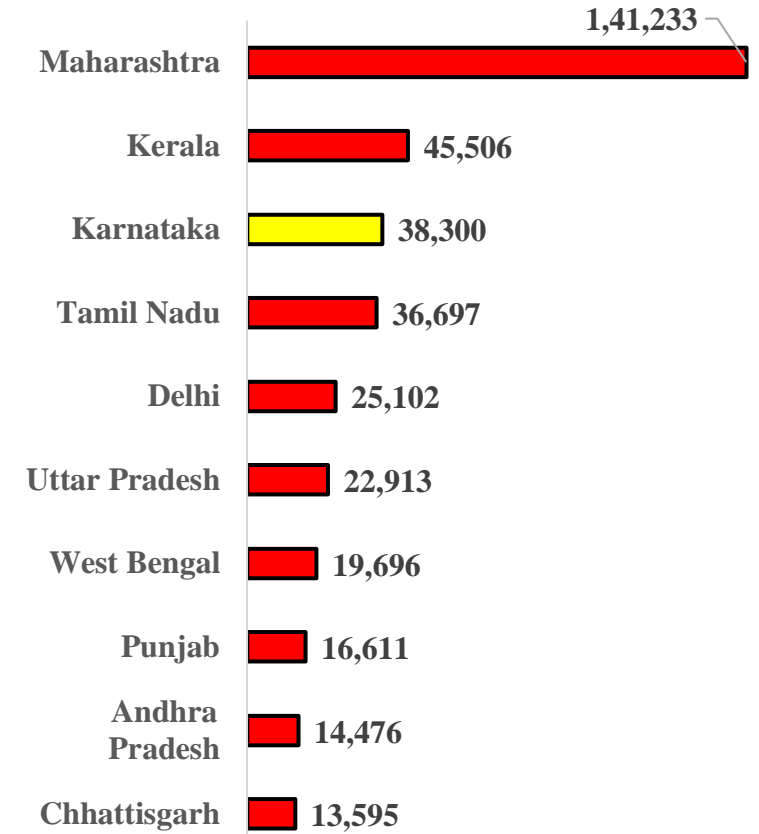
## Total Positive Cases



## Total Recovered Cases



## Total Death Cases

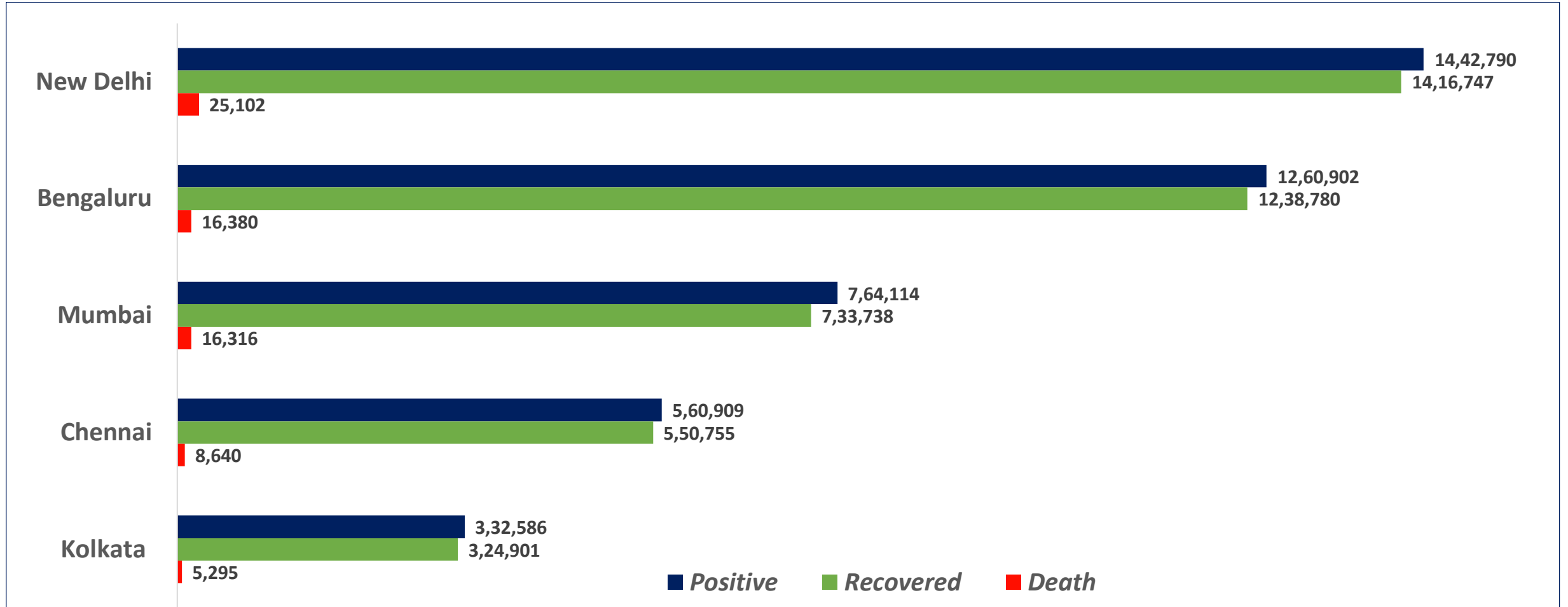


Source : <https://www.covid19tracker.in/> / at 5:00 pm (23.12.2021)





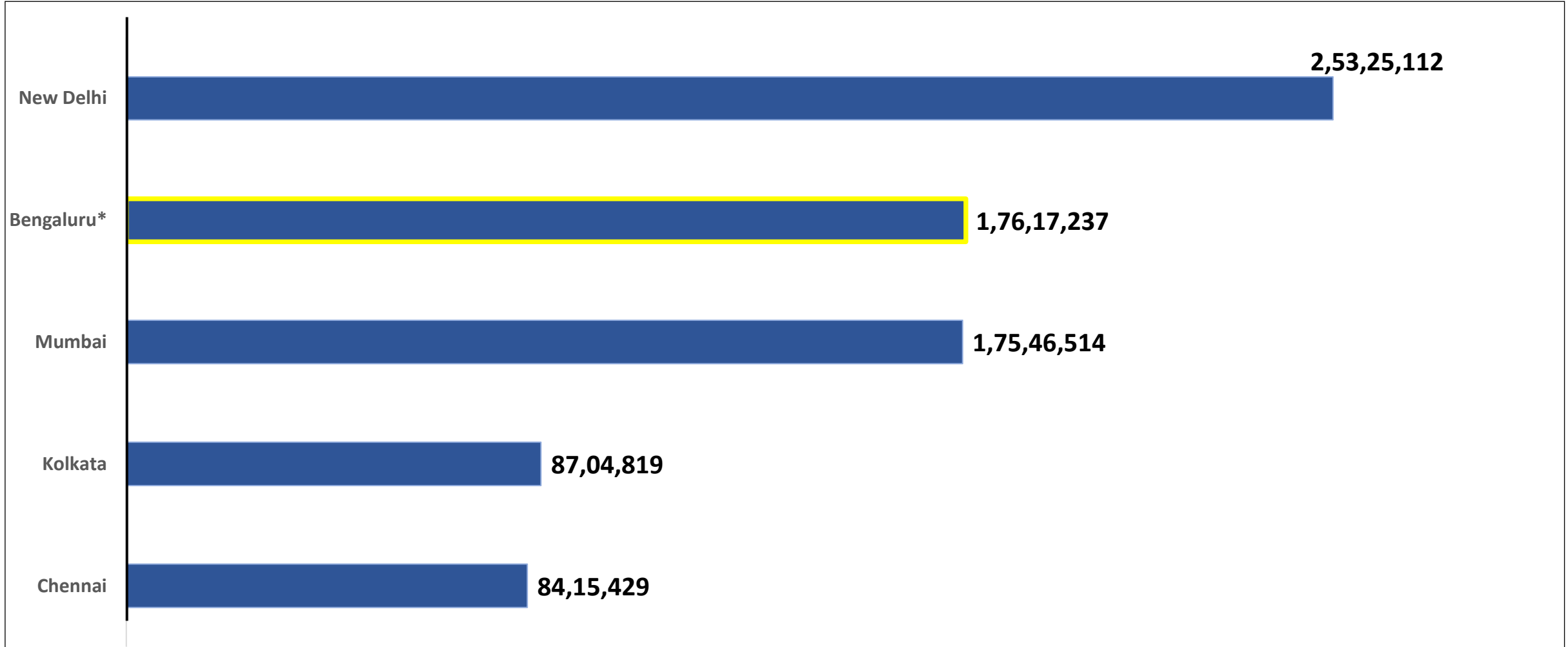
# BENGALURU AND OTHER METROPOLITIAN CITIES



Source : <https://www.covid19tracker.in/> at 5:00 pm (23.12.2021)



# VACCINE DOSES ADMINISTERED IN BENGALURU AND OTHER METROPOLITAN CITIES



Source : <https://dashboard.cowin.gov.in/> at 5:00 pm (23.12.2021)

\*includes BBMP & Bengaluru Urban



# SNAPSHOT OF COVID-19 CASES IN BENGALURU URBAN



**Total Wards With  
< =10 Cases\* :  
154**

**Tests Conducted  
On 22.12.2021:  
47,211**

**Recovery  
Rate:  
98.25%**

**Total  
Active Cases :  
5,742**

**Total Vaccinated on  
22.12.2021:  
34,099**

**Positivity  
Rate\* :  
0.45%**

**Active  
Rate:  
0.46%**

**Case  
Fatality Rate\* :  
0.38%**



\*Total positive cases In the past 10 days

\*CFR and positivity is for Past 7 days



ಬೃಹತ್ ಬೆಂಗಳೂರು ಮಹಾನಗರ ಪಾಲಿಕೆ  
Bruhat Bengaluru Mahanagara Palike

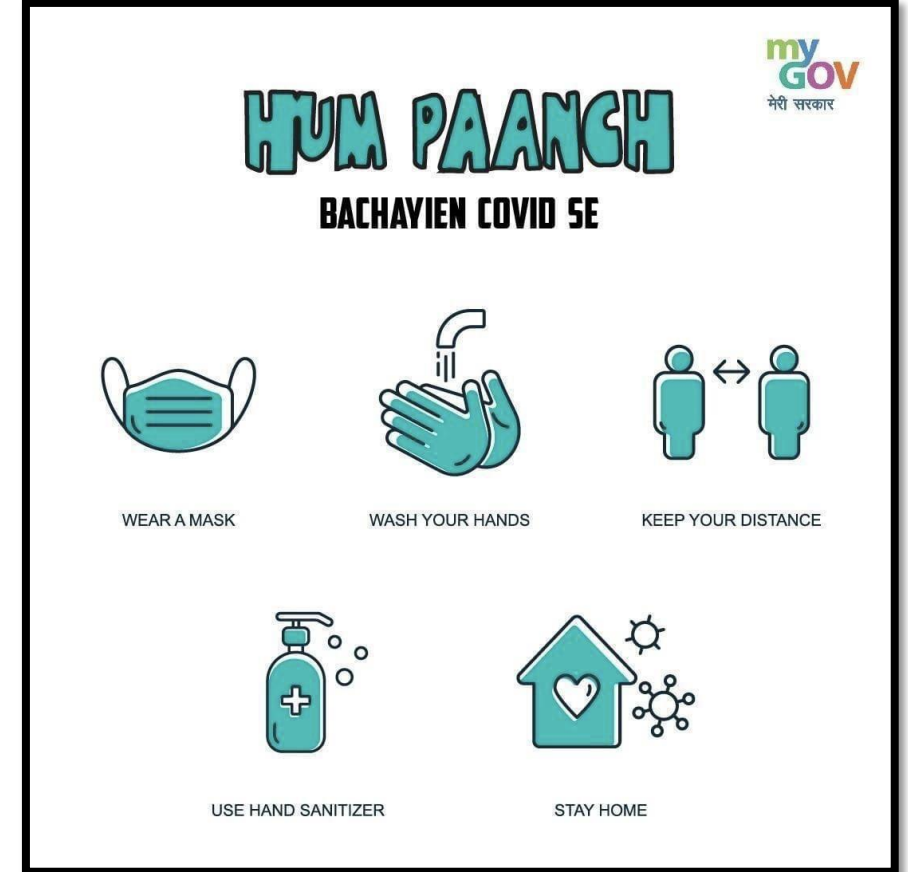


<b>Download BBMP Bulletin</b>	<a href="https://apps.bbmpgov.in/covid19/mediabulletin.php">https://apps.bbmpgov.in/covid19/mediabulletin.php</a>
<b>For BBMPCovid19 Bed Status:</b>	<a href="https://apps.bbmpgov.in/covid19/en/Bedstatus.php">https://apps.bbmpgov.in/covid19/en/Bedstatus.php</a>
<b>To register for vaccination :</b>	<a href="https://selfregistration.cowin.gov.in/">https://selfregistration.cowin.gov.in/</a>
<b>BBMP COVID19 Dashboard:</b>	<a href="https://apps.bbmpgov.in/covid19/">https://apps.bbmpgov.in/covid19/</a>
<b>Follow us on:</b>	 <a href="http://www.facebook.com/bbmp.comm1/">www.facebook.com/bbmp.comm1/</a>
	 <a href="https://twitter.com/BBMPCOMM">twitter.com/BBMPCOMM</a>

Issued by:

Honorable Chief Commissioner, BBMP  
Special Commissioner Health & IT, BBMP  
MD, Bengaluru Smart City Limited

**THANK YOU !**



The poster features the title "HUM PAANCH BACHAYIEN COVID SE" in large, bold, blue letters. Below the title, there are five icons representing COVID-19 prevention measures: a face mask, hands being washed with water, two people standing apart with a double-headed arrow between them, a hand sanitizer bottle, and a house with a heart inside and a virus particle outside. The text "WEAR A MASK", "WASH YOUR HANDS", "KEEP YOUR DISTANCE", "USE HAND SANITIZER", and "STAY HOME" is written below each respective icon. In the top right corner, there is a logo for "myGov" with the text "मेरी सरकार" below it.

